


YL8/YL8 Super

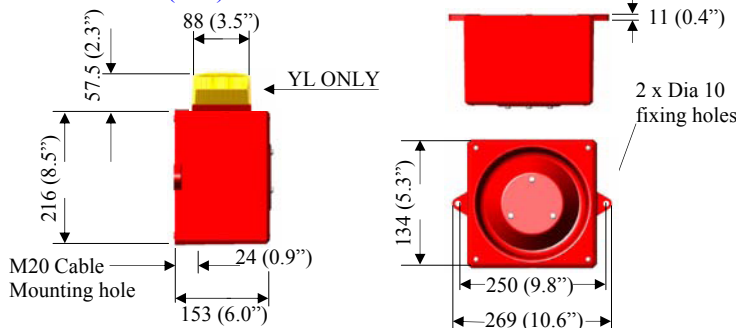


YO8/YO8 Super

MAIN FEATURES

- 2 stage alarm
- High sound output
- 3 wire polarised DC and AC, or 2 wire bi-polar for DC only
- Independently selectable second stage
- Complies with BS 5839
- Choice of 6 lens colours: Amber (A), Red (R), Green (G), Opal (O), Blue (B) and Clear (C) made from flame retardant polycarbonate plastic
- Continuously rated
- Flame retardant ABS plastic enclosure
- Strobe - 2.5 and 5.0 joule.
- Stainless steel fixings
- 32 selectable tones meeting international regulations
- Sound selection via DIL switch

DIMENSIONS (mm)



All dimensions quoted are approximate only and subject to change without notice as are technical features resulting from continual development and improvement.

TECHNICAL SPECIFICATION

- Operating temperature -25 to +55 deg C
- Storage temperature -40 to +70 deg C
- Operating voltage 12Vdc, 24Vdc, 48Vdc, 115Vac, 230Vac +/- 10%
- DC second stage alarm signal is via polarised or 2 wire bi-polar connection
- IP 54 rated as std, IP 65 (WR) to order
- Weight YO8 + Super 2.5Kg, YL8 + Super 3.0Kg
- Separate input and output terminals on YO8, optional on YL8
- Relative humidity 90% @ 40deg C
- Sound output 116dB(A) at 1 mtr
- Sound output 120dB(A) at 1 mtr (SUPER Units)
- Minimum current consumption 300mA

The PFEER sound signals recommended by UKOOA are:
 General Alarm Sound Signal 15 Interrupted tone 1000 Hz
 PAPA Sound Signal 31 Reverse Sweep 1200-500 Hz
 Toxic Gas Sound signal 11 Continuous Tone 1000 Hz

MOUNTING

The YO8/YL8 series alarm units should be mounted to a reasonably flat wall or bulkhead of suitable material using the lugs projecting from the side of the case. The lugs are bored 10mm on 250mm centres. The minimum recommended length of fixing screws is 30mm. To maintain the integrity of the weather seal, the cable must be fitted using a suitable sealed gland.

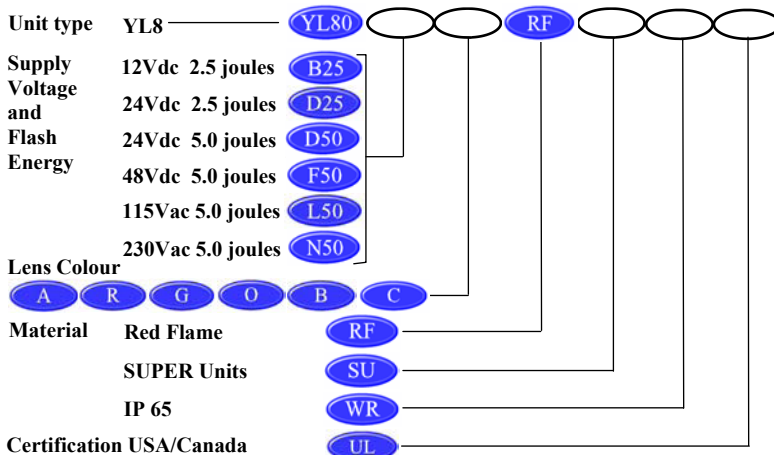
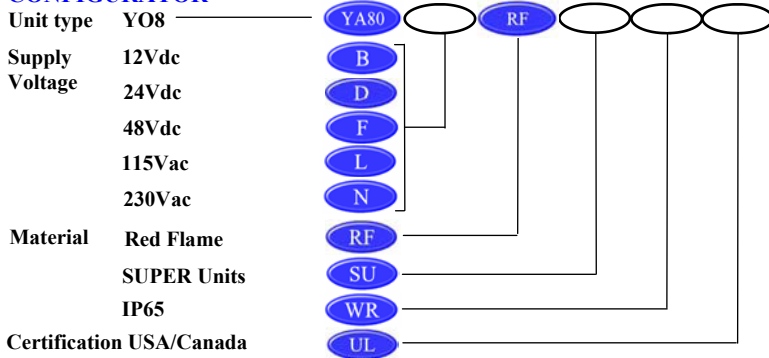
LINE MONITORING (DC Only)

- 3 Wire 2 stage or 2 wire single stage, monitor via reverse polarity
 - 2 Wire 2 stage i.e. bi-polar inputs, monitor via threshold (applied voltage <1V)
 End of line resistor. Minimum 3K3 ohm 0.5 watts, wire-wound or metal film type.

APPROVAL SPECIFICATION

UL 1638, UL 464
 C22.2 No. 205-M1983, CAN/ULC-5526-M87
 BS EN 54-3 : 2001 incorporates amendment A1 : 2002

CONFIGURATOR



YO8/YL8 Vdc	YO8 Super YL8 Super	YO8 + Super	YL8 + Super
116 dB	120 dB	2.5 Kg	3.0 Kg

